


- FibreIRS optical input
- Choice of 1, 2, 3 or 4 satellites + TV/radio
- 8 and 16 output versions
- Space saving design — all connections on one side
- 32,768 potential user points within a 10km radius
- Frequency Morphing Technology (FMT) for worldwide use
- All units in stack powered by a single PSU
- Small form factor




Introducing the new SwitchBlade from Global Invacom. A unique design that allows satellites to be added as and when required up to a maximum of four satellites. SwitchBlade can be used in conjunction with both the ODU32 or Optical LNB & incorporates Frequency Morphing Technology (FMT) that allows the SwitchBlade system to be programmed for use anywhere in the world.


Two versions available — 8 & 16 output. Compact design which maximises available space.



SatPlus Unit



Base Unit



1 SAT

2 SAT

3 SAT

4 SAT

Product Part No.	
SwitchBlade Base 8 way	D000200
SwitchBlade SatPlus 8 way	D000201
SwitchBlade Base 16 way	D000196
SwitchBlade SatPlus 16 way	D000197

Technical Specifications

Satellite (Electrical)			
Parameter	Min	Max	Notes
RF frequency range (MHz)	950	2150	
Output impedance	75Ω		
Return loss	10dB		
Gain variation across band		3dB *	
Nominal output level (Quad)	79dBμV		For 30 transponders
Noise figure @ max gain		5dB	
Terrestrial rejection	30dB		

* additional variation can occur due to satellite transmitted signal levels.

DTT, DAB & FM (Electrical)			
Parameter	Min	Max	Notes
RF frequency range			
DTT		470-790MHz	
DAB		174-240MHz	
FM		88-108MHz	
Nominal impedance		75Ω	
Return loss	10dB		
Nominal DTT output		69dBμV	For 6 multiplexes
Gain variation across band		5dB	
Noise figure @ max gain		5dB	
950-2150MHz rejection	35dB		

DTT, DAB, FM & Satellite (Optical)			
Optical wavelength	1100nm to 1650nm		
Optical input power	-14dBm	-3dBm	Subject to optical budget limitation of system deployed

DC Specification		
Input voltage range	11V to 20V	
Current consumption 16 way	1.2A Max	Based on a 4 satellite configuration
Current from receiver	<35mA	Per port
DiSEqC	1.0	

Dimensions (W x H x D)	
1 satellite (Base)	227mm x 138mm x 67.5mm
2 satellite (Base + SatPlus)	227mm x 220mm x 67.5mm
3 satellite (Base + 2 x SatPlus)	227mm x 303mm x 67.5mm
4 satellite (Base + 3 x SatPlus)	227mm x 385mm x 67.5mm
Weight - 8 way	TBD
Weight - 16 way	TBD

Connectors	
Input	FC/PC
Output	F type (female)
Power supply	2.1mm Jack

Environmental Specification	
Operating temperature	-20°C to +50°C
Storage temperature	-40°C to +70°C

Software (GUI) for Frequency Morphing	
Supported operating systems	WinXP, Win7, Linux, Mac OS
Interface	UART

**Global Invacom will only support systems that are installed using
FibreIRS™ approved fibre cabling & system components**

Note: specifications subject to change without notice

Global Invacom Ltd., Freeman House, John Roberts Business Park, Pean Hill, Canterbury, Kent CT5 3BJ, United Kingdom

Tel: +44 (0) 1438 310510

Email: sales@globalinvacom.com Web: www.globalinvacom.com